



RESEARCH BULLETIN

www.LawMemorial.org

info@nleomf.org

Law Enforcement Fatalities Increase 14% in First Half of 2011; Firearms-related Fatalities Reach 20-Year High

Following an alarming 25% increase in 2010, the number of law enforcement fatalities in the U.S. have continued to rise in the first six months of 2011.

According to preliminary data from the National Law Enforcement Officers Memorial Fund, 98 officers were killed from January 1, 2011 to June 30, 2011—a 14% increase from the same time frame in 2010, when 86 officers were killed in the performance of duty.

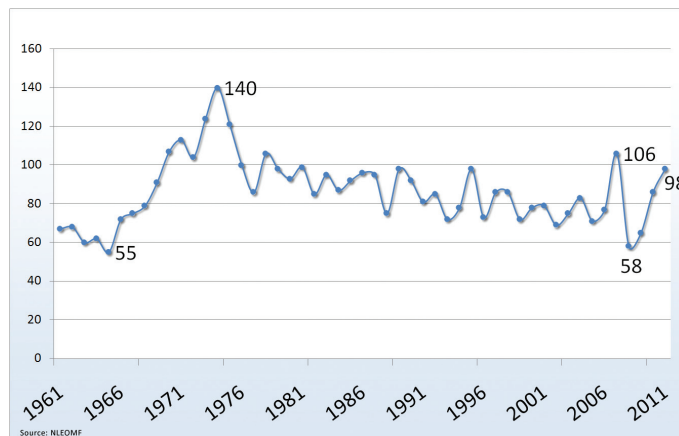
For 13 years in a row, traffic-related incidents have been the leading cause of officer fatalities, but for the first half of 2011, firearms-related fatalities have out-paced traffic-related fatalities as the primary cause of law enforcement deaths, with 40 officers shot and killed. This represents a troubling 33% increase from 2010, when 30 officers were killed by gunfire.

Four of these officers were from the state of Florida, which has lost 10 officers in the first six months of this year, tied with Texas for the most law enforcement fatalities in the United States.

Traffic-related fatalities have claimed the lives of 35 officers in 2011, a 17% decrease from the first six months of 2010, when 42 officers were killed.

Of the 21 officers killed in automobile crashes, 13 law enforcement officers were involved in an assistance activity, six were killed in accidents relating to criminal activity, and two were killed en route to or from work in their patrol vehicles.

Total Fatalities: Mid-Year 1961-2011



A Closer Look: Florida

Miami-Dade Police Department



Detective Roger Castillo
EOW: 1/20/2011



Detective Amanada Lynn Haworth
EOW: 1/20/2011

Detective Roger Castillo and Detective Amanda Haworth were shot and killed while serving a felony murder warrant. The officers arrived at the suspect's residence to serve a warrant when the suspect opened fire, shooting three officers. Detective Castillo was pronounced dead at the scene, and Detective Haworth later died during surgery.

St. Petersburg Police Department

Officer Jeffrey Yaslowitz was shot and killed while serving a warrant for aggravated battery. As Officer Yaslowitz approached the suspect to arrest him, the suspect opened fire and barricaded himself in the attic. Sergeant Thomas Baitinger was shot and killed while trying to rescue the wounded officers. He was part of the entry team assigned to rescue Officer Yaslowitz and a Deputy Marshal. Sergeant Baitinger was also shot by the suspect.



Officer Jeffrey Adam Yaslowitz
EOW: 1/24/2011



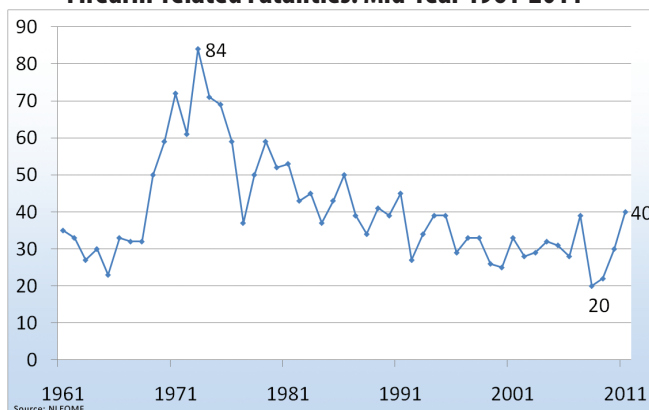
Sergeant Thomas John Baitinger
EOW: 1/24/2011

Firearms-related Fatalities: Mid-Year 2011

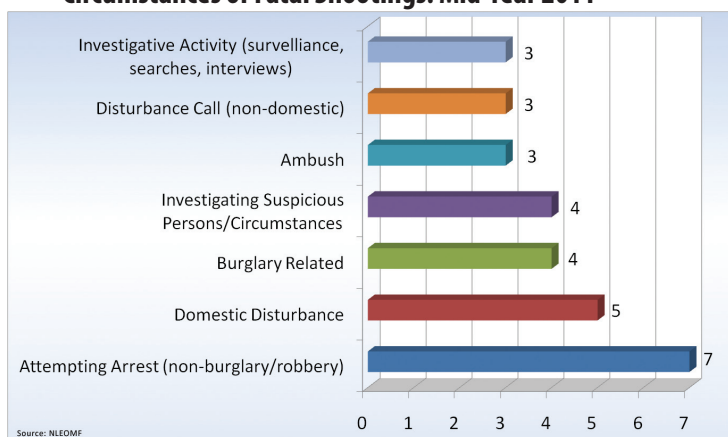
In the first half of 2011, firearms-related fatalities reached a 20-year high, with 40 officers killed by gunfire — a 33% increase from that same point in 2010, when only 30 officers were fatally shot.

Eleven officers — 28% of firearms-related fatalities — were shot and killed in January, the deadliest month for gunfire deaths this year. In one 24-hour period, 11 officers were shot, with three killed and eight wounded.

Firearm-related Fatalities: Mid-Year 1961-2011



Circumstances of Fatal Shootings: Mid-Year 2011



Three multiple-fatality, “cluster-killing” incidents (when two or more officers were shot and killed) have occurred in 2011— two in Florida (St. Petersburg and Miami-Dade) and one incident in Grundy, VA.

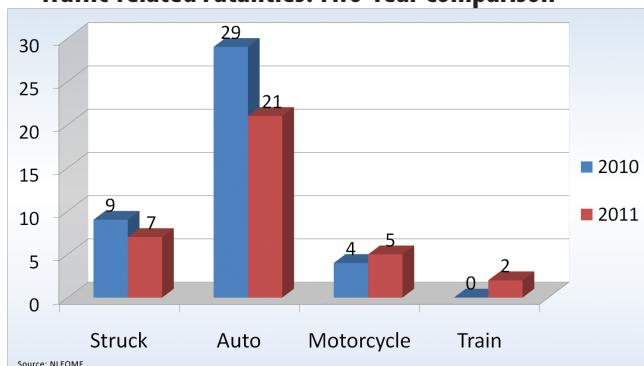
Seven officers were killed when attempting arrest in a non-burglary/robbery situation, followed closely by fatalities while responding to domestic disturbance calls. Four officers, respectively, were killed during burglaries, and while investigating suspicious persons and activities.

Traffic-related Fatalities: Mid-Year 2011

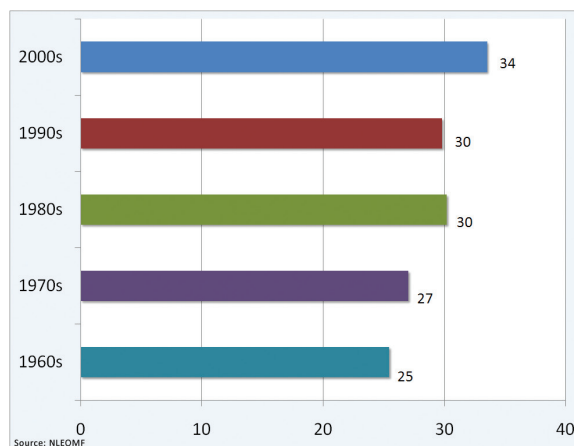
For the first time in five years, traffic-related fatalities were lower than firearms-related fatalities, with 35 officers killed in the first six months of 2011, compared to 42 during the same time frame in 2010.

Twenty-one officers were killed in automobile crashes, seven were struck and killed, five were killed in motorcycle crashes, and two were struck and killed by a train while in an automobile.

Traffic-related Fatalities: Two-Year Comparison



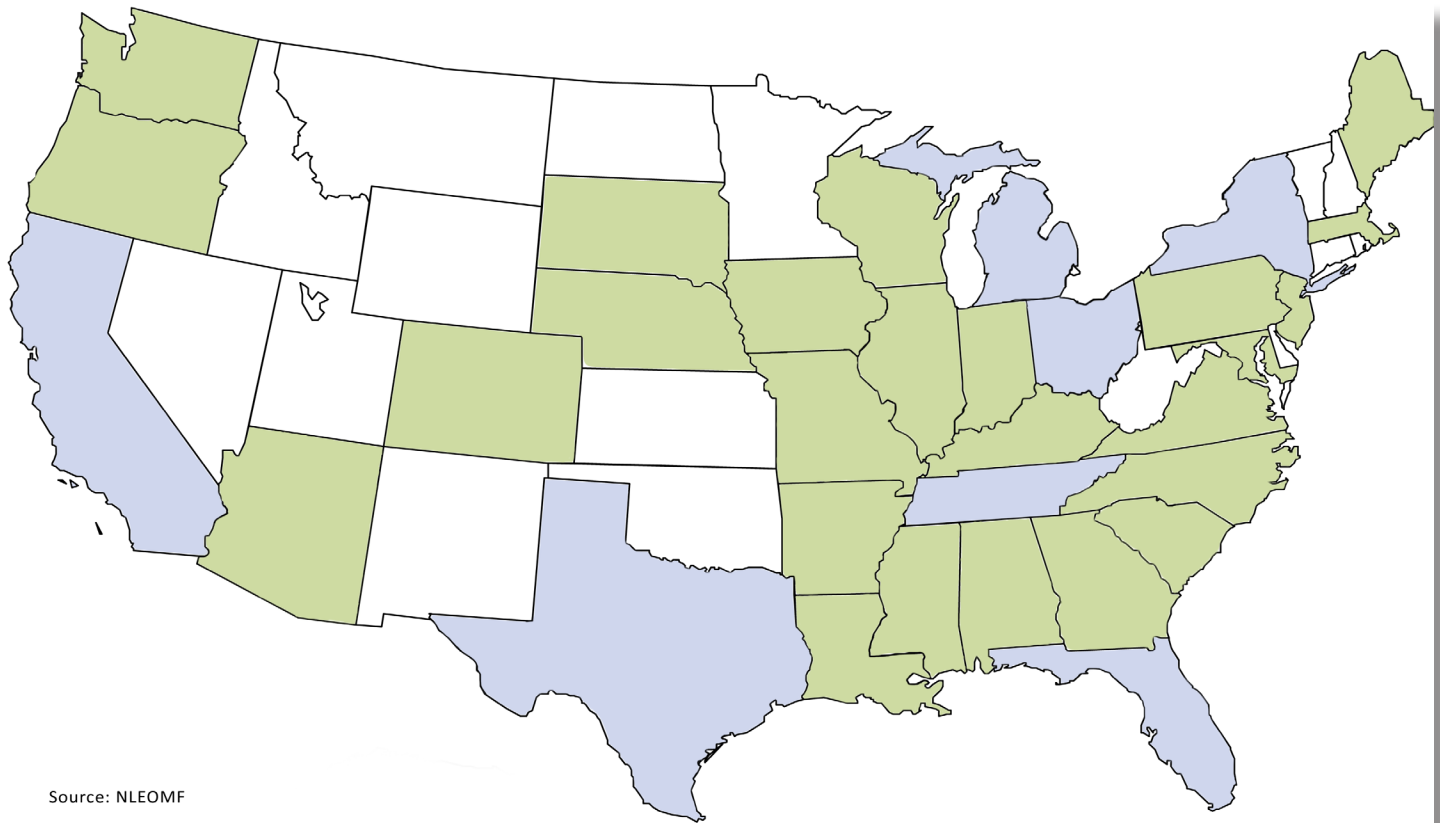
Mid-Year Average Traffic Fatalities per Decade: 1960-2010



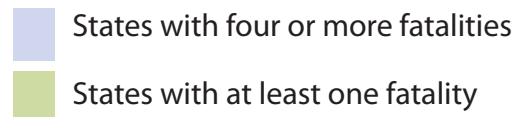
Since 1960, traffic-related fatalities have steadily increased each decade.

Mid-year 1979 had the lowest number of traffic-related fatalities with 17, and they spiked in 2007 when 47 officers were killed in traffic-related incidents.

Geographic Distribution of Officer Fatalities: Mid-Year 2011



Source: NLEOMF



Fatalities by State

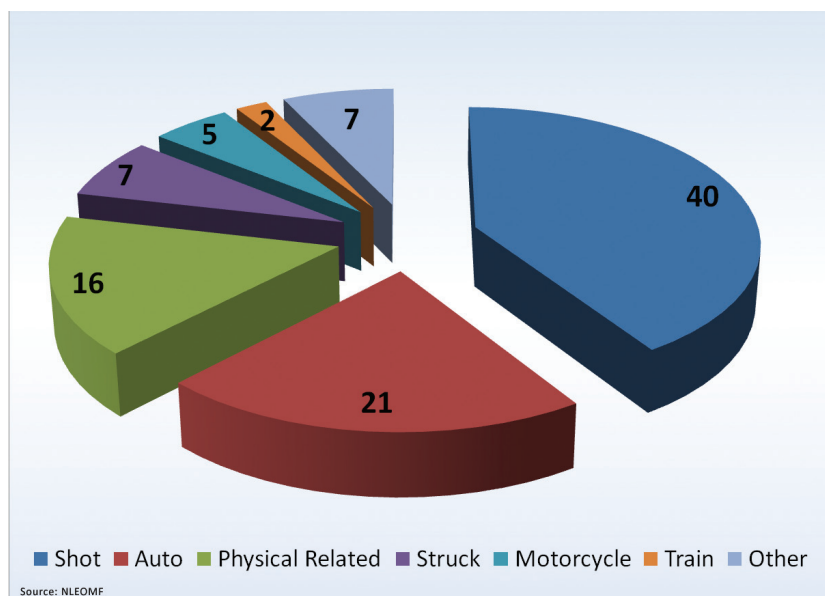
FL	10	MD	2	NE	1
TX	10	NJ	2	PA	1
NY	8	NC	2	SD	1
OH	7	OR	2	WI	1
CA	4	SC	2		
MI	4	WA	2	Federal	9
TN	4	AR	1		
AZ	3	IL	1		
LA	3	IN	1		
MO	3	IA	1		
VA	3	KY	1		
AL	2	ME	1		
CO	2	MA	1		
GA	2	MS	1		

Thirty-two states lost a law enforcement officer in the first six months of 2011, with Texas and Florida experiencing the most fatalities in the nation. Closely following is New York with eight fatalities and Ohio, with seven. Tennessee, Michigan, and California had four officer fatalities.

Nine federal officers have been killed in the first half of 2011; matching the entire 2010 total.

Eighteen states (AK, CT, DE, HI, ID, KS, MN, MT, NV, NH, NM, ND, OK, RI, UT, VT, WV, and WY) and the District of Columbia did not lose an officer in the first half of the year.

Causes of Officer Deaths: Mid-Year 2011



Traffic and firearms-related fatalities accounted for 77% of all law enforcement fatalities in the first half of 2011. Sixteen officers died from physical-related job injuries.

One officer lost his/her life due to each of the following: aircraft accident, beating, electrocution, officer falls to his/her death, bomb blast, crushed, and strangled.

Demographic Profile:

Race/Ethnicity	Gender	Jurisdiction
Caucasian	78 Female	8 Municipal Officers 50
African American	8 Male	90 County Officers 23
Hispanic	10 Average Age	41 State Officers 16
Native American	1 Average Years of Service	13 Federal Officers 9
Asian American	1	

Rank	Total Fatalities	Rank	Total Fatalities
Police Officer	33	Senior Police Officer	2
Deputy Sheriff	16	Special Agent	2
Trooper	8	Corporal	1
Sergeant	7	District Administrator	1
Correctional Officer	5	Game Warden Pilot	1
Captain	3	Investigator	1
Detective	3	Lieutenant	1
Border Patrol Agent	2	Master Patrolman	1
Chief of Police	2	Patrol Officer	1
Deputy Marshal	2	Public Safety Officer	1
Park Ranger	2	Senior Officer Specialist	1
Patrolman	2		

A Closer Look: Correctional Officers



Correctional Officer Casimiro Maximino Pomaes
New York State
Department of Correctional Services
EOW: 1/28/2011

Correctional Officer Pomaes was killed in an automobile crash while transporting an inmate.

Correctional Officer Jayme Lee Biendl

Washington Department of Corrections
EOW: 1/29/2011
Correctional Officer Biendl was strangled to death by an inmate who attempted to escape from the Washington State Reformatory.



Correctional Officer Greg Malloy
Florida Department of Corrections
EOW: 2/2/2011
Correctional Officer Malloy was shot and killed while searching for a suspect wanted for murder.

Correctional Officer Ronald Edward Johnson

South Dakota Department of Corrections
EOW: 4/12/2011
Correctional Officer Johnson was assaulted and killed by inmates attempting to escape from the South Dakota State Penitentiary in Sioux Falls.



Corrections Officer IV Craig Orrell

Texas Department of Criminal Justice
EOW: 5/12/2011
Corrections Officer Orrell died of a heart attack while jogging during an annual physical test.

